



Dress and Grooming

Aviation Fire Fighting Manual

AFFM-02

Version 9

Effective 18 March 2022

Prepared: ARFFS Documentation
Endorsed: ARFF Standards - Rodney Evans
Approved: Aerodrome Services - ARFF - Robert Purcell



Amendment Record

Version	Date	Change Description	CRC Id
9	18 March 2022	QA review completed Rank and Position table updates – Pages 12 to 15 Navy blue webbing belt removed – Pages 13 & 23 Position titles in text updated and other non-content changes – not tracked	16180
8	29 October 2020	Additional text regarding the importance of correct dress – Page 9 Changes to dress standards depending upon the situation – Page 11	3180
7	12 March 2020	NRFC 41744 Amendments to ARFFS Training staff positions and ranks – Pages 13 and 14 Wearing ribbons on dress uniforms – Page 18	
6	14 March 2019	NRFC 39135 Clarifying the wearing of Airservices identifiable clothing when travelling – Page 21 Clarifying how long hair can be worn on duty – Page 23	
5	1 August 2018	NRFC 37332 Updates for changes from white shirt to blue marle shirt – Pages 8, 9 and 18 Change of form for work related expenses – Pages 9, 21 and 26	
4	17 August 2017	NRFC 35096 Changes applied are: <ul style="list-style-type: none"> • National content from LI redevelopment • Accelerate Program naming changes • Specifying rank review changes • Name badge specifications • Revised template changes 	
3	9 June 2016	NRFC 32273 Reimbursement for privately purchased Physical Training shoes References updated.	
2	21 May 2015	NRFC 28730 Update to: <ul style="list-style-type: none"> • Uniform items, headings 1.2.3 and 1.3.2 • PPE inspection requirements heading 1.3 • Rank markings and insignia heading 1.2.4 References.	

Version	Date	Change Description	CRC Id
1	13 October 2014	<p>NRFC 25784 - New document redeveloped from several sources.</p> <p>This document replaces:</p> <ul style="list-style-type: none">• The original Dress and Grooming AFFM-DG• Ops-121 Clothing Instructions• HR-020 Dress and Grooming Standards - ARFFS• HR-023 ARFFS Visual Instruction.	

Table of Contents

Getting Started	9
Purpose.....	9
Scope	9
Understanding this Guide.....	9
Understanding the Writing Structure.....	10
Getting Help.....	10
Section 1	11
Dress.....	11
1.1 Introduction.....	11
1.2 ARFFS Uniform Requirements and Specifications.....	11
1.2.1 Wearing Uniforms	11
1.2.2 Recognised Functions	12
1.2.3 Uniform	13
1.2.4 Rank Markings and Insignia.....	14
1.2.5 Recognition of Prior Fire Service	18
1.2.6 Uniform Name Badges.....	18
1.2.7 Wearing of Medals and Ribbons.....	20
1.2.8 Everyday Wearing of Ribbons on Dress Uniforms	20
1.3 Ordering and Issuing Uniform and Personnel Protective Equipment.....	21
1.3.1 Clothing Maintenance Responsibilities.....	21
1.3.2 Clothing Issue.....	22
1.3.3 Uniform Item Replacement	23
1.3.4 Structural Protective Clothing.....	24
1.3.5 Water Rescue Service	24
1.3.6 Station PPE Reserves	24
1.3.7 Review.....	24
1.3.8 Termination of Employment.....	24
1.4 Wearing Airservices Clothing When Travelling.....	25
1.5 Eyewear Requirements.....	26
1.5.1 Wearing Spectacles.....	26
1.5.2 Notifying the Local Operations Manager	26
1.5.3 Contact Lenses.....	26
Section 2	27
Grooming.....	27
2.1 Hairstyles	27
2.2 Facial Hair.....	28
2.3 Jewellery	29
2.4 Tattoos.....	29
2.5 Cosmetics.....	29
References	30

Glossary31

Table of Figures

Figure 1 – Name Badge – Location, Position and Design Example.....	19
Figure 2 – Sideburn Length	28

List of Tables

Table 1 – Dress Uniform	12
Table 2 – Station / Dress Uniform.....	13
Table 3 – Uniform Extras.....	13
Table 4 – ARFFS Rank Structure	14
Table 5 – Uniform Issue List.....	22
Table 6 – Personal Protective Equipment	24

Getting Started

Purpose

This document establishes dress and grooming standards for Aviation Rescue Fire Fighting (ARFFS) uniformed staff. The standards are designed to set and maintain an image of discipline and pride within the service.

Scope

The scope of this document addresses standards for staff grooming; it describes uniform components and uniform use protocols. The uniform standards apply to the use of ARFFS issue uniforms and Personal Protective Equipment (PPE) clothing.

Understanding this Guide

The structure and content of this guide uses an industry standard approach for operational support material.




The guide contains:

- Document identification and control information
- Headers and footers for identifying the guide's flow and status
- Tables for referencing content headings, images and diagrams
- An introductory section (this section) describing the guide and how to use it
- Major sections for each element of the subject matter being described with supporting photos, illustrations and flow diagrams, when required
- A logical heading and numbering structure for following the sequence and relationships of the content
- Appendices, document references, glossary and index, when required

Links to referenced documents (if any) are in the Document *References* table at the end of this document.

Understanding the Writing Structure

The following writing standards are used throughout this guide. Refer to these standards to assist with understanding the content elements and the formatting of this guide, as required.

Item	Description
Bold body text	Used to specify or quote something that is literal This could be an item or function of the current instruction, e.g., press the Off button.
Italics	Used when something is being referenced exactly (i.e., accurately) within the body text of this document, e.g., AFFM-03.
Figure and Table captions	These reference the locations of images and diagrams in the table lists at the front of this document.
Ref 	Used when mentioning any specific references relating to but not part of the content of this document.
Note 	Used to highlight something that is important.
Warning 	Used to highlight a task or situation that is or could be potentially hazardous.

Getting Help

To obtain assistance with this guide or the subject matter described therein, refer to the authorising personnel and / or the author as listed in the front pages of this guide.

This is a living document; printed copies can become out of date very quickly. Ensure that this copy of the document is current before using it as a reference.

Section 1

Dress

1.1 Introduction

Airservices is committed to ensuring that the workplace is a safe and respectful environment for all staff. Part of this commitment involves setting an appropriate and a minimum standard of dress in the workplace.

This Aviation Fire Fighting Manual (AFFM) details the standards of dress for ARFFS uniformed staff in their various roles while on duty.

Aviation Rescue Fire Fighting Service (ARFFS) operational staff are issued with clothing in accordance with this instruction.

Staff are required to:

- Wear the issue uniform appropriate to their rank while on duty
- Ensure that their personal issue clothing is of good condition and fit for purpose at all times
- Ensure that the issue uniform is clean, neat, pressed and well-presented when worn on duty

1.2 ARFFS Uniform Requirements and Specifications

1.2.1 Wearing Uniforms

Uniform clothing may be worn to and from duty; part uniform is not to be worn. Do not mix ARFFS uniform with either personal clothing or articles of uniform from other fire services.

ARFFS standards of dress for dress and station uniforms, and recline and Physical Training (PT) apparel are worn as specified in Tables Table 1, Table 2 and Table 3 below and are not to be inappropriately mixed. For example, do not wear a blue marle shirt with cargo trousers or a dark navy lightweight shirt with PT shorts.

ARFFS uniform is worn:

- As a complete non-customised ensemble
- Only while staff are on duty, unless otherwise authorised
- For operational duty only and is not to be used to attract personal favour or personal monetary gain

1.2.2 Recognised Functions

ARFFS dress uniform is worn at recognised functions at the Aerodrome Services ARFFS – Head's (AAH) discretion.

Recognised functions are:

- National medal presentations
- ANZAC day functions
- Recruit pass-out ceremonies
- Funerals
- Official emergency service seminars / conferences
- Aerodrome Emergency Exercises
- Official overseas visits to other fire services
- Meetings designated by the AAH
- Public presentations and meetings
- Australian Fire Authority Council (AFAC) meetings
- Entrepreneurial activities

Table 1 – Dress Uniform

Assistant Chief Fire Officer to Chief Fire Officer	Inspector to Superintendent	Aviation Fire Fighter to Fire Commander
Dress jacket with Gorget patches	Dress jacket	Soft shell jacket
Dress cap	Dress cap	Swat cap
Blue marle shirt	Blue marle shirt	Blue marle shirt
ARFFS tie	ARFFS tie	ARFFS tie
Uniform trousers	Uniform trousers	Uniform trousers
Dress shoes	Dress shoes	ARFFS issue boots
ARFFS leather belt	ARFFS leather belt	ARFFS leather belt
Plain black socks	Plain black socks	Plain black socks

1.2.3 Uniform

Table 2 – Station / Work Uniform

Assistant Chief Fire Officer to Chief Fire Officer	Station Officer to Superintendent	Aviation Fire Fighter to Sub-Station Officer
Dark navy lightweight shirt	Dark navy lightweight shirt	Dark navy lightweight shirt
ARFFS tie or Gorget patches	Nil	Nil
Jumper / vest	Jumper / vest	Jumper / vest
Uniform trousers	Uniform trousers / cargo trousers / shorts	Cargo trousers / shorts
Black dress shoes	Black dress shoes / ARFFS issue black elastic-sided safety boots	ARFFS issue black elastic-sided safety boots
ARFFS leather belt	ARFFS leather belt with cargo trousers	ARFFS leather belt
Plain black socks	Plain black socks	Plain black socks
Soft shell jacket	Soft shell jacket	Soft shell jacket

Table 3 – Uniform Extras

Extras to be worn as appropriate	Physical Training (PT) and Recline Clothing
Rank markings and insignia	PT shoes
Sun hat	PT white socks
Beanie	ARFFS issued PT shorts
Wet weather jacket	ARFFS issued PT shirt or singlet
Swat cap	
Safety sunglasses	



Physical training (PT) shoes are issued to all staff. Staff may elect to purchase PT shoes in lieu of the ARFFS issue PT shoes. Only PT shoes of equal or superior quality are permissible.




Staff apply for reimbursement of the purchase price up to the maximum value of the ARFFS issue PT shoes as identified in the approved ARFFS clothing supplier catalogue.




To receive reimbursement staff are required to submit a tax receipt with the completed [SAP Miscellaneous Forms](#) on the Self Service tab.





1.2.4 Rank Markings, Insignia and Equivalent Position Titles

Table 4 – ARFFS Rank Structure

Ranks	Rank Marking	ARFFS Standards	ARFFS Training	Aerodrome Services - ARFFS
		Roles		
Chief Fire Officer (CFO)				Aerodrome Services ARFFS – Head (AAH)
Deputy Chief Fire Officer (DCFO)				Aerodrome Services ARFFS – Region Manager/s (AARM)

Ranks	Rank Marking	ARFFS Standards	ARFFS Training	Aerodrome Services - ARFFS
		Roles		
Assistant Chief Fire Officer (ACFO)		ARFFS Standards Lead (ASL)	Firefighter Training Lead (FTL)	
Superintendent (Supt)		Senior Operational Standards Officer (SOSO) Operational Risk Assurance Specialist (ORAS) Operational Assurance Officer (OAO)	Senior Instructor (Diploma holder – Minimum)	Aerodrome Services ARFFS – Line Leader/s (AALL)
Inspector (Insp)		Operational Standards Officer (OSO) Operational Documentation Specialist (ODS)		

Ranks	Rank Marking	ARFFS Standards	ARFFS Training	Aerodrome Services - ARFFS
		Roles		
Fire Commander (FC)			Training Officer	Fire Commander (FC)
Station Officer (SO)				Station Officer (SO)
Sub-Station Officer (SSO)				Sub-Station Officer (SSO) (Must hold Cert IV)

Ranks	Rank Marking	ARFFS Standards	ARFFS Training	Aerodrome Services - ARFFS
		Roles		
Leading Aviation Fire Fighter (LAFF) 10 years' service				Leading Aviation Fire Fighter (LAFF) (Must hold Cert III)
Leading Aviation Fire Fighter (LAFF) 5 years' service				Leading Aviation Fire Fighter (LAFF) (Must hold Cert III)
Leading Aviation Fire Fighter (LAFF)				Leading Aviation Fire Fighter (LAFF) (Must hold Cert III)
Aviation Fire Fighter (AFF)				Aviation Fire Fighter (AFF) (Must hold Cert II)

Note :

Non-uniformed ARFFS staff (i.e., who are not trained firefighters and if not covered in above table) may submit a request to the AAH (endorsed by their Lead) to be recognised to hold a rank (as determined by the AAH, if not specified above) and wear the ARFFS's uniform.

1.2.5 Recognition of Prior Fire Service

Prior full-time permanent employment, in an operational capacity with another Fire Service, is considered by ARFFS for recognising prior service at the Leading Aviation Fire Fighter rank.

Applications for recognition of prior Fire Service are submitted to the Aerodrome Services ARFFS – Line Leader (AALL) by the Leading Fire Fighter. Evidence of prior service is included with the application.

The relevant Aerodrome Services ARFFS – Region Manager (AARM) reviews the application and based on the evidence, makes a decision if the previous service is recognised.

1.2.6 Uniform Name Badges

The specifications for the design and wearing of the approved ARFFS's name badge is described below.

The name badge is worn when in dress uniform and is optional when wearing the dark navy shirt.

The current approved suppliers for ARFFS's uniform name badges are:

- *Lega Recognition Solutions* – Refer to <http://www.lega.com.au> for contact details
- *AJ Parkes* – Refer to <https://ajparkes.com.au> for contact details

When placing the first order to the above suppliers or another price competitive local supplier, the specifications for manufacturing the approved ARFFS's name badge needs to be provided. The specifications are:

- Badge size: 75mm x 25mm with rounded corners
- Badge Type: Metal back with engraved and slightly convex plastic front surface
- Badge fitting: Brooch style only
- Badge colour: Whole surface is Red – R230 G15 B0 – for all ranks
- Logo type: Metal and set into the badge with the resin coating flush with the badge's front surface
- Logo size: As necessary to be just inside the curved edges of the resin as per the image in the example below
- Logo location: Left side as you look at the front of the badge
- Font type: Aerial bold with all text in uppercase
- Badge text: First name, last name and rank only
- Font colour: All text white
- Font size for name text: Maximum 20pt

- Font location for name


Use most of the available width with a proportionate space between the logo and the first character of the name; and the edge of the badge and the last character of the name. The font size can be reduced to an appropriate size to proportionally fit longer names. Refer to the image below as a guide for proportional spacing.
- Font size for rank: 9pt
- Font location for rank

Centred on the badge below the name and between the logo on the left side and the right side edge of the badge.

The space above the name to the top edge of the badge, and the space below the rank to the bottom edge of the badge is the same with an appropriate space for the font sizes between the name and the rank.

The name badge is worn centred and pinned immediately above the pocket flap on the right side of the uniform shirt as illustrated in the image below.

Figure 1 – Name Badge – Location, Position and Design Example



Your first name can be as you prefer to be addressed, e.g., abbreviated or a variant of your full first name.

This badge can also be worn on the left side of the soft-shell jacket.

Replacing Badges

Staff can replace name badges that do not comply with the ARFFS standard as soon as they wish. However, any name badges purchased before the effective date of this standard (i.e., the release date of version 4 of this AFFM) may continue to be worn until:

- Any detail on the badge becomes incorrect, e.g., rank or position (if on the badge) changes; or
- A subsequent directive specifies a date by which all non-standard badges are to be replaced

1.2.7 Wearing of Medals and Ribbons

Ribbons of service medals, orders and decorations may be worn on the ARFFS uniform. Ribbons of medals and awards issued under the auspices of the Crown are worn on the left breast immediately above the pocket; the central ribbon is positioned above the pocket button. Staff are encouraged to wear the ribbons of their awards.

Ribbons of awards made by civil fire brigades and private societies, e.g., long-service awards, may be worn on the ARFFS uniform with the approval of the AALL. Ribbons of these awards are worn on the right breast immediately above the pocket; the central ribbon is positioned above the pocket button.

The award of Australian Fire Service Medal is worn on the left breast to the left side of any medals of distinction (e.g., Bravery Award) and inside any military or national medals.

The award of The National Medal of the Order of Australia, under the rules and ordinances of the Royal Warrant, supersedes any other similar awards. The medal or ribbon is worn on the left breast, on the left side of any other award, and the local or private ribbons are removed from the uniform.

Holders of other medals and decorations may wear the actual medals or decorations on special occasions, e.g., a parade for visiting dignitaries.

The AAH makes the decision on which occasions justify the formality.

1.2.8 Everyday Wearing of Ribbons on Dress Uniforms

To avoid wearing your original individual ribbons (for those uniformed staff members with awards) on your dress uniforms, it is recommended that you approach a local (which could be a significant distance from some Fire Stations) replica medal supplier and obtain replica ribbons of your awards and have them 'corked' on one (1) bar for wearing on your dress uniform.

It is important that if you have more than one (1) ribbon, they are worn in the correct sequence, i.e., the most important ribbon on the left of the group, as viewed from the front, then moving to the right for subsequent ribbons. Although the replica supplier knows the correct sequence for the ribbons, you can obtain this information for yourself from the following link.

<https://www.pmc.gov.au/government/its-honour>

This web site has comprehensive information about Australian honours with a further link to, *How and when to wear a medal*, which also has a listing for the *Order Of Wearing* medals and ribbons.

As obtaining replica ribbons and having them corked for wearing on ARFFS's dress uniforms is a personal cost, it is only a recommendation. However, wearing the ribbons in the correct sequence is important.

1.3 Ordering and Issuing Uniforms and Personnel Protective Equipment

1.3.1 Clothing Maintenance Responsibilities

The AALLs are responsible for the management of ARFFS clothing procurement at their respective locations.



Note

Refer to [C-PROC0303 Introduction of new operational plant or equipment into ARFFS service](#) for correct procedures prior to any trial or introduction of clothing

Staff are responsible for ensuring that issued items are maintained in a clean, presentable and serviceable state in accordance with this Aviation Fire Fighting Manual (AFFM). The Fire Commander (FC) or delegate is responsible for ensuring that clothing inspections are conducted in accordance with MEX.

Inspections are conducted by the FC and / or Station Officer (SO) to ensure that:

- Staff have uniform and issue clothing appropriate for their functional role
- The uniform is clean and pressed when worn
- The Personal Protective Equipment (PPE) is maintained in a clean and tidy condition
- PPE and uniform are not damaged, e.g., no holes, tears, fraying or loose stitching
- Necessary replacement and / or repair is identified
- All items of uniform and PPE are marked with the name or initials of the owner



Note

Station uniform and PT gear is washed in the domestic washing machine.

1.3.2 Clothing Issue

Table 5 – Uniform Issue List

Description	Initial Issue			Replace Number	Recommend Replacement (Years)
	Aviation Fire Fighter to Fire Commander	Inspector to Superintendent	Assistant Chief Fire Officer to Chief Fire Officer		
Dress cap	0	1	1	1	As required
Epaulettes	As required	As required	As required	One for one	As required
Gorget patches red or silver (pair)	0	0	2	One for one	As required
Tie	1	2	2	1	As required
Dress Jacket	0	1	1	1	As required
Soft shell Jacket	1	1	1	1	As required
Jumper	1	1	1	1	3
Vest	1	1	1		
Blue marle shirt	2	4	4	One for one	Fair wear and tear
Dark navy shirt	4	2	2		
Black Socks – thick or thin	4	4	4	4	Fair wear and tear
PT Shirt or PT singlet	4	4	4	One for one	Fair wear and tear
PT Shorts	2	2	2	One for one	3
PT Socks	2	2	2	2	1
Sunglasses	1	1	1	1	3
Trousers uniform	2	3	3	One for one	Fair wear and tear
Cargo trousers	3	2	2	One for one	Fair wear and tear
Cargo shorts	3	2	2	One for one	Fair wear and tear
Swat cap	1	1	1	1	Fair wear and tear
Elastic Sided Safety Boots	1	1	0	1	Fair wear and tear
Wet weather jacket	1	1	1	1	5

Description	Initial Issue			Replace Number	Recommend Replacement (Years)
Rank	Aviation Fire Fighter to Fire Commander	Inspector to Superintendent	Assistant Chief Fire Officer to Chief Fire Officer		
ARFFS leather belt	1	1	1	1	3
Beanie	If required			One for one	
ARFFS sun hat	If required			One for one	

The ARFFS Training ensures delivery of sufficient clothing and PPE for recruits before they start their training course. The clothing portfolio holder ensures that recruits are issued with uniform items in accordance with the *Uniform Issue List* above.

Staff may only be exempt from wearing the ARFFS issue elastic sided safety boots on the advice of a medical practitioner. Alternative safety boots must comply with, *AS/NZS 2210.1:2010: Safety, protective and occupational footwear - Guide to selection, care and use*.

1.3.3 Uniform Item Replacement

ARFFS operational personnel are issued with two (2) sets of structural PPE.

ARFFS uniform and PPE are ordered from the ARFFS clothing supplier/s.

Clothing portfolio holders ensure replacement issue items are supplied when fair wear and tear indicates that replacement is necessary.

Staff are responsible for taking the prescribed care of their clothing and are responsible for replacement expenses where, issued items are wilfully damaged.

1.3.4 Structural Protective Clothing

PPE is provided to ARFFS operational staff. PPE conforms to Australian Standards (AS). If an AS does not exist, PPE items meet an accepted International Standard.

Table 6 – Personal Protective Equipment

Equipment	Standard
Firefighting helmet	AS/NZS 4067:2012 : Protective helmets for structural firefighting
Turnout ensemble	AS/NZS 4967:2009 : Protective clothing for firefighters - Requirements and test methods for protective clothing used for structural firefighting
Firefighting gloves	AS 2161.6-2003 : Occupational protective gloves - Protective gloves for firefighters - Laboratory test methods and performance requirements
Firefighting boots	AS/NZS 4821:2006 : Protective footwear for firefighters - Requirements and test methods
Flash hoods	NFPA 1971: Standard on Protective Ensembles for Structural Fire Fighting and Proximity Fire Fighting

Head Office approves ARFFS PPE.

Refer to [AFFM-PE Personal Protective Equipment](#) for further information.

1.3.5 Water Rescue Service

Where ARFFS provide a water rescue service, staff are provided with location specific safety equipment and clothing appropriate for the local environmental conditions.

Refer to [SMS-003 Water Rescue Service](#) for information on Water Rescue Service (WRS) PPE requirements.

1.3.6 Station PPE Reserves

Reserve PPE is held at each Fire Station in accordance with [AFFM-09 Category](#), heading 5 *Station Reserve Stocks*.

1.3.7 Review

ARFFS's issue-clothing is reviewed every three (3) years in consultation with operational staff.

1.3.8 Termination of Employment

Upon cessation of service with ARFFS, all items of ARFFS issued clothing are returned to the AALL at the station where you are last employed.

1.4 Wearing Airservices Clothing When Travelling

When ARFFS staff are travelling to a business related engagement that is on the same day as the travel, it is permissible for ARFFS uniformed staff to wear the uniform and ARFFS support staff to wear Airservices identifiable clothing with the logos and labelling, e.g., the polo shirt.

When either travelling home or to your accommodation at the conclusion of business for that day (i.e., off duty) you may continue to wear the uniform or Airservices clothing, as you prefer, with the following provisions.

When ARFFS staff are travelling or in public wearing Airservices identifiable clothing, they are subject to the Airservices Code of Conduct Policy regardless of the day or the time.

If your travel is financed by Airservices even though you are travelling in your own time (whether or not being paid overtime) and not wearing Airservices identifiable clothing, you are still subject to the Airservices Code of Conduct Policy.

If you are not on duty and your travel or other activities are not being financed by Airservices, and you intend to engage in activities that are not in accordance with (IAW) the Airservices Code of Conduct Policy, ensure that you cannot be identified as an Airservices employee.

1.5 Eyewear Requirements

1.5.1 Wearing Spectacles

ARFFS operational staff are permitted to wear impact resistant polycarbonate spectacles during operational activities. Polycarbonate lenses are certified to *AS/NZS 1337.6:2012: Personal eye protection - Prescription eye protectors against low and medium impact*.

Spectacles made of glass are not permitted to be worn while on operational duty. Spectacle frames must be fitted with sports attachments.



Note: ARFFS reimburse employees for the purchase of sports frame attachments for fitment to spectacles to help prevent disruptive movement or loss. ARFFS staff are required to complete the [SAP Miscellaneous Forms](#) on the Self Service tab for reimbursement.

If spectacles are required for Breathing Apparatus (BA) operations, Promask plastic inserts are used; which are available from Wormald. Inserts are fitted to the BA face pieces at the commencement of each shift.

Sets are clearly identified by a reflective tag bearing the wearer's name. Promask plastic inserts may be fitted to spare BA face pieces.

Spectacle frames and lenses for BA use are provided by ARFFS. AALLs are responsible for supplying spectacle frames and lenses for BA use.

1.5.2 Notifying the Aerodrome Services ARFFS – Line Leader

Staff needing to wear spectacles for operational duty must advise their AALL in writing. The AALLs are responsible for keeping a record of staff needing to wear spectacles during operational duty.

1.5.3 Contact Lenses

Contact lenses are not permitted to be worn by operational staff while on duty.

Section 2

Grooming

2.1 Hairstyles

Hair length, while on duty, satisfies the following safety requirements to not:

- Effect the Breathing Apparatus (BA) seal
- Interfere with the correct fitment of a firefighting helmet
- Interfere with the wearing of a flash hood

To meet the above requirements, staff ensure that:

- Fringe length does not interfere with the BA seal
- Hair does not extend beyond the top of the rear collar on the dark navy shirt when correctly attired

Hair extending beyond this length is secured above the collar, in a manner that cannot become loose, by using non-metallic ties or bands, in conjunction with plaits or braids, or a bun on the back of the neck, where necessary and as appropriate to control the length.

Hair colour is restricted to natural tones. Flammable hair products are not permitted to be worn for operational duty.

2.2 Facial Hair

Beards

Operational staff on duty are not permitted to have a beard.

Stubble Growth

Staff are clean shaven before the commencement of each shift.

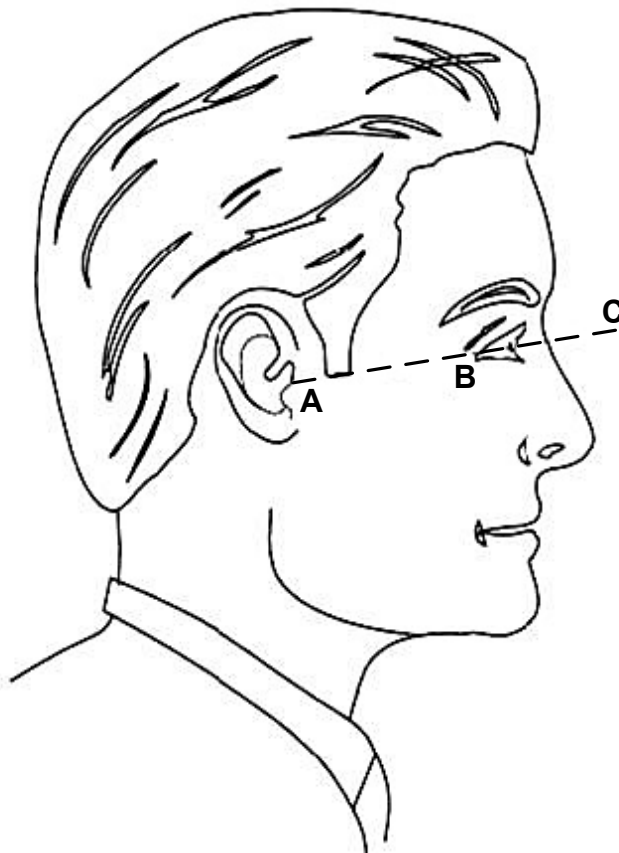
Moustaches

Moustaches are trimmed to prevent interference with the ori-nasal mask or the BA seal.

Sideburns

Sideburns do not extend below a line drawn through the top of the tragus (the notch in the cartilage of the ear, just above and immediately in front of the ear) and the canthus (corner) of the eye.

Figure 2 – Sideburn Length



A: Notch in the cartilage of the ear

B: Canthus of the eye

C: Sideburns are not to extend below this line

2.3 Jewellery

Operational staff are not permitted to wear jewellery that may affect their safety or the safety of others. Jewellery is worn at the owner's risk; ARFFS take no responsibility for loss or damage to jewellery being worn while on operational duty.

Jewellery items that have the potential to negatively impact on the professional image of ARFFS must not be displayed when wearing the uniform.

Only one (1) ear stud per ear may be worn; nose and other visible piercings are not permitted.

Watches and wedding bands are permitted.

2.4 Tattoos

Exposed tattoos may not depict offensive material. Offensive tattoos must be covered while on duty.

Tattoos are considered offensive if they depict:

- Sex
- Nudity
- Horror
- Crime
- Violence
- Offensive words
- Direct or implicit discrimination against any class of person
- Images that could be construed as degrading, dehumanising or demeaning any person

2.5 Cosmetics

Cosmetics must be kept to a minimum and only have a subtle effect.

References

All related documents referenced in this document are listed in the following table with some links to source documents as appropriate.

Number	Title
AFFM-09	Category
AFFM-DE	Difficult Environment Operations
AFFM-PE	Personal Protective Equipment for further information
AS 2161.6-2003	Occupational protective gloves - Protective gloves for firefighters - Laboratory test methods and performance requirements
AS/NZS 1337.6:2012	Personal eye protection - Prescription eye protectors against low and medium impact
AS/NZS 2210.1:2010	Safety, protective and occupational footwear - Guide to selection, care and use.
AS/NZS 4067:2012	Protective helmets for structural firefighting
AS/NZS 4821:2006	Protective footwear for firefighters - Requirements and test methods
AS/NZS 4967:2009	Protective clothing for firefighters - Requirements and test methods for protective clothing used for structural firefighting
NFPA 1971	Standard on Protective Ensembles for Structural Fire Fighting and Proximity Fire Fighting
C-PROC0303	Introduction of new operational plant or equipment into ARFFS service

Glossary

All terms and abbreviations used in this document are defined in this glossary. Each item is also defined in the body of the document where it is first used.

Term	Definition / Description
AAH	Aerodrome Services ARFFS – Head
AALL	Aerodrome Services ARFFS – Line Leader
AARM	Aerodrome Services ARFFS – Region Manager
ACFO	Assistant Chief Fire Officer
AFAC	Australian Fire and Emergency Service Authorities Council
AFF	Aviation Fire Fighter
ARFFS	Aviation Rescue Fire Fighting Service
AS/NZS	Australian Standard / New Zealand Standard
ASL	ARFFS Standards Lead
ACFO	Assistant Chief Fire Officer
ATM	ARFFS Training Manager
BA	Breathing Apparatus
CFO	Chief Fire Officer
DCFO	Deputy Chief Fire Officer
FC	Fire Commander
FTL	Firefighter Training Lead
IAW	In Accordance With
Insp	Inspector
LAFF	Leading Aviation Fire Fighter
MEX	The MEX Computerised Maintenance Management System (CMMS)
NFPA	National Fire Protection Authority
OAo	Operational Assurance Officer
ODS	Operational Documentation Specialist
ORAM	Operational Risk and Assurance Manager
ORAS	Operational Risk Assurance Specialist
OSO	Operational Standards Officer
PPE	Personnel Protective Equipment
PT	Physical Training
SI	Senior Instructor
SO	Station Officer
SOSO	Senior Operational Standards Officer
SOSS	Senior Operational Standards Specialist
SSO	Sub-Station Officer

Term	Definition / Description
Supt	Superintendent
TI	Training Officer
WRS	Water Rescue Service